

Point-of-purchase packaged brushes



TRUST BLUE

- For individual retail display and sale
- Includes Industrial and Universal Line brushes
- Packaged in clear plastic clamshell for easy identification

Power and maintenance brushes

Safety information

PFERD – committed to safety

PFERD power brushes are designed, tested, manufactured, and inspected to ensure quality with a particular concern for safety considerations. To promote safety, users must be aware of potential hazards and their responsibilities for safe and proper operation of power brushes.

Warnings, safety requirements, and product limitations and application suggestions are printed in this catalogue and in other literature, marked

on brushes (when feasible), and/or supplied on or in the product container.

These warnings and requirements must be observed by all power brush operators. Failure to do so may endanger the brush operator and others in the area of the brushing operation.

Personal protection

In normal power brushing operations, the material being removed, such as burrs, scale, dirt, weld slag, or other residue, will fly off the brush with considerable force along with the brush filaments, which break off due to fatigue.

The potential for serious injury exists for both the brush operator and others in the work area (possibly 50 feet or more from the brush).

To protect against this hazard, operators and others in the area must wear SAFETY GOGGLES WITH SIDE SHIELDS or FULL FACE SHIELDS OVER SAFETY GLASSES WITH SIDE SHIELDS, along with PROTECTIVE CLOTHING such as GLOVES, MASKS, and PROPER FOOTWEAR.

Safety requirements summary

1. Protective goggles: Safety goggles or full face shields worn over safety glasses with side shields MUST BE WORN BY ALL OPERATORS AND OTHERS IN THE AREA OF POWER BRUSH OPERATIONS. Comply with the requirements of ANSI Z87.1 "Occupational Eye and Face Protection".

2. Guards: Keep all machine guards in place.

3. Speeds: Observe all speed restrictions indicated on the brushes, containers, labels, or printed in pertinent literature. "MSFS" means Maximum Safe Free Speed [RPM] – spinning free with no work applied. For reasons of safety, the "MSFS" should not be exceeded under any circumstances.

4. Safety standards: Comply with the safety standards of the American Brush Manufacturers' Association and the American National Standards Institute standard ANSI B165.1, "Safety Requirements – Power Brushes".

5. Protective equipment: Appropriate protective clothing and equipment must be used where a possibility of injury exists that can be prevented by such clothing or equipment.

6. Dust warning: Use of the products in this catalogue may create dust and other particles. To avoid any risk of adverse health effects, the operator must use appropriate protective measures, including a respirator, during and after operation. Refer to our Safety Data Sheet (SDS) for further information regarding the product to be used. Furthermore, additional health hazards may result from dust in the surrounding environment and from dust generated from the workpiece material. PROTECTIVE MEASURES FOR THE OPERATOR MUST ADDRESS DUST AND OTHER PARTICULATES ARISING FROM ALL SOURCES. Always use our products in a well-ventilated workspace.

7. California Proposition 65: PFERD brushes comply with all California Proposition 65 requirements.

Read all safety information and follow all instructions on packaging

You must follow all operator and safety instructions, as well as common safety practices which will reduce the likelihood or severity of physical injury.

Many brush manufacturers mark some safety warnings, recommendations, and usage restrictions directly on the product. It is not always practical to include even the most limited safety information on the brush itself. Therefore, the operator MUST READ and FOLLOW

all instructions supplied in or on the product packaging as well as those marked on the product itself. The operator should also refer to the safety and operating information printed in the brush manufacturer's catalogue and other literature.

Prevent problems due to mechanical failure

Do not allow unsafe conditions to continue. Occasionally, due to worn bearings, a bent spindle, an unusual application, operator abuse or inappropriate use, a brush may fail. A brush which is not received in acceptable condition for trouble-free operation may also fail. Do not use or continue to use a failed brush, or one which is functioning improperly (i.e., throwing filaments, out-of-balance, etc.), as this increases the

possibility for further brush failure and hazard of injury. The cause of the failure should be evaluated and corrected immediately.

Availability of ANSI standards

In this catalogue, reference is made to these ANSI standards: ANSI B-165.1, ANSI Z87.1. Copies of these standards are available at public libraries and from the American Brush Manufacturers' Association, 736 Main Ave., Suite 7, Durango, CO 81301, Tel: (720) 392-ABMA (2262), Fax: (866) 837-8450, email: info@ABMA.org; or American National Standards Institute, Inc. (ANSI), 1900 Arch Street, Philadelphia, PA 19103 (B165.1 only).



Safety recommendations

- = Wear protective goggles!
- = Wear dust respirator!
- = Wear protective gloves!
- = Observe safety recommendations!
- = Read the Safety Data Sheets (SDS) before using any materials! (pferdusa.com).

Warning!

Failure to observe safety precautions may result in injury.



ANSI standard B165.1 arbor holes

ANSI standard B165.1-2013 dictates maximum face widths and minimum arbor hole sizes allowable. All brushes listed in this catalogue conform to all ANSI standards.

If you require a brush that does not conform to these standards, please contact your distributor for assistance.

Note:

The maximum face width listed in this table refers to shafts that are supported by one end only, such as angle and bench grinders. It does not apply to shafts that are supported by bearings at both ends.

| Wheel diameter [Inches] | Minimum arbor hole [Inches] | Maximum face width [Inches] |
|-------------------------|-----------------------------|-----------------------------|
| 2 | 1/4 | 3/4 |
| 3 | 1/4 | 3/4 |
| 4 | 3/8 | 1 |
| 6 | 1/2 | 1-1/4 |
| 8 | 5/8 | 1-1/4 |
| 10 | 3/4 | 2 |
| 12 | 1 | 3 |
| 14 | 1-1/4 | 3 |
| 15 | 2 | 3 |
| 16 | 2 | 3 |

PFERDVALUE® – Your added value with PFERD

Results from the PFERD test laboratories as well as from the product tests by independent testing institutes prove: PFERD tools offer measurable added value.

Discover **PFERDERGONOMICS®** and **PFERDEFFICIENCY®**:


As part of **PFERDERGONOMICS®**, PFERD offers ergonomically optimized products and power tools that contribute to greater safety and working comfort, and thus to health protection.



As part of **PFERDEFFICIENCY®**, PFERD offers innovative, high-performance product solutions and power tools with outstanding added value.



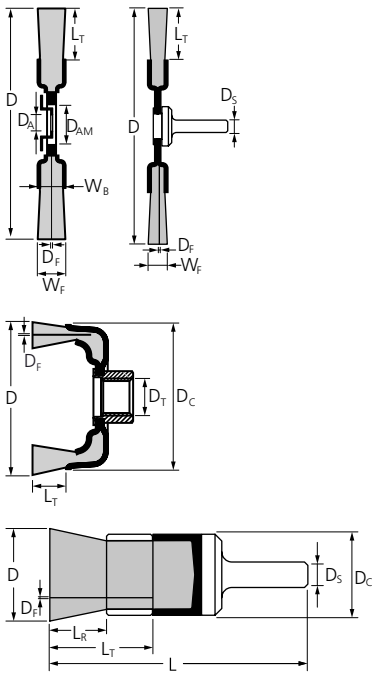
For more information on this topic, please refer to our brochure "PFERDVALUE® – Your added value with PFERD".



Power and maintenance brushes

Brush dimensions

Explanation of dimensions



| Abbreviation | Unit | Description |
|-----------------|--------|--|
| D | Inches | Nominal outer diameter/width of the brush, the working surface for end brushes |
| D _A | Inches | Arbor hole diameters with adapters |
| D _{AM} | Inches | Maximum brush arbor hole diameter without adapters |
| D _C | Inches | Cup diameter, for stem mounted end brushes |
| D _F | Inches | Nominal diameter/thickness of the filament material |
| D _S | Inches | Shank diameter |
| D _T | Inches | Thread size |
| L | Inches | Nominal total length for tube brushes, block length for maintenance brushes |
| L _S | Inches | Total length of the mounting shank |
| L _T | Inches | Trim length of the filament material, including bridled filament |
| L _R | Inches | Total exposed length of the filament material (free length without bridle) |
| W _A | Inches | Width of the main body at width of brush at arbor hole/thread |
| W _B | Inches | "Width on arbor", mounting width, widest point of the main body |
| W _F | Inches | "Face width", nominal dimensions of the working contact width |

Conversion table [Inches – mm – gauge]

| Brush diameter | | Arbor hole diameter | | Face width | | Wire diameter | | |
|----------------|--------|-------------------------|---------------------|-------------------------|---------------------|-------------------------|---------------------|---------------------------|
| D [Inches] | D [mm] | D _A [Inches] | D _A [mm] | W _F [Inches] | W _F [mm] | D _F [Inches] | D _F [mm] | D _F wire gauge |
| 2-3/4 | 70 | 1/4 | 6.4 | 1/8 | 3 | .004 | 0.10 | 50 |
| 3 | 75 | 3/8 | 9.5 | 1/4 | 6 | .006 | 0.15 | 43 |
| 3-1/2 | 90 | 1/2 | 12.7 | 3/8 | 10 | .008 | 0.20 | 38 |
| 4 | 100 | 5/8 | 15.9 | 1/2 | 12 | .010 | 0.25 | 34 |
| 5 | 125 | 3/4 | 19.0 | 5/8 | 16 | .012 | 0.30 | 33 |
| 6 | 150 | 7/8 | 22.2 | 3/4 | 19 | .014 | 0.35 | 30 |
| 7 | 178 | 1 | 25.4 | 7/8 | 22 | .016 | 0.40 | 28 |
| 8 | 200 | 1-1/8 | 28.6 | 1 | 25 | .018 | 0.45 | 26 |
| 10 | 250 | 1-1/4 | 31.8 | 1-1/8 | 29 | .020 | 0.50 | 25 |
| 12 | 300 | 1-1/2 | 38.1 | 1-1/4 | 32 | .023 | 0.60 | 24 |
| 14 | 350 | 1-3/4 | 44.5 | 1-1/2 | 38 | .026 | 0.65 | 23 |
| 15 | 380 | 2 | 50.8 | 2 | 50 | .032 | 0.80 | 21 |
| 16 | 400 | 3 | 76.2 | 3 | 75 | .035 | 0.90 | 20 |
| | | | | | | .040 | 1.01 | 19 |

Expertise in working with stainless steel (INOX)

The PFERD TOOL MANUAL provides a comprehensive range of solutions which meet the demands for work on stainless steel. We are happy to help find solutions to your application problems.



The PRAXIS brochure "PFERD tools for use on stainless steel (INOX)" contains much valuable information on material properties and application recommendations.

Due to its resistance against corrosion, good forming and welding qualities, and its attractive appearance, stainless steel (INOX) is becoming increasingly popular for various products. These properties also place special requirements and demands on the stainless steel (INOX) wire brush used.

PFERD brush wire qualities

In order to fulfill the requirements for brushing stainless steel (INOX), PFERD produces all stainless steel (INOX) brushes using 302 stainless steel wire. Practical experience gained from industrial use confirms that this wire quality achieves excellent corrosion resistance with optimum brush life.

Magnetism of stainless steel (INOX)

The wire found in stainless steel (INOX) brushes tends to become magnetic after cold working. The reason for this is a change in the microstructure caused through deformation (e.g. in wire drawing process). This change in microstructure and the resulting magnetic qualities have no influence on the quality and

corrosion resistance of the stainless steel (INOX) wire. It retains its corrosion resistant properties.

All PFERD brush products with stainless steel wire (INOX) are colour-coded blue in this catalogue. All of these brushes are recommended for use on all stainless steels (INOX), such as 316.

INOX-TOTAL brushes

For extremely difficult operating conditions, PFERD offers a range of "INOX-TOTAL" (IT) brushes. These are characterized by the fact that all parts of the brush are made of stainless steel in quality 302, which ensures optimum corrosion protection.

Please refer to TOOL MANUAL 23 for additional information.



Recommendations for avoiding corrosion

| Cause of corrosion | Solution |
|--|--|
| Change in the microstructure due to too much heat build-up. | Avoid heat build-up through: <ul style="list-style-type: none"> Lower rotational speed Reduced contact pressure Oscillated brushing action over the workpiece surface |
| Contact between the workpiece and the parts of the brush that are made of steel. | <ul style="list-style-type: none"> Use INOX-TOTAL type brushes. Avoid contact between the face plates and workpiece. Use end brushes with plastic protection. |
| Mixture of work on steel and stainless steel (INOX). | <ul style="list-style-type: none"> Do not use brushes that have already been used to work on steel, copper or other metals. Do not work on steel in the vicinity of stainless steel (INOX) applications. |
| Wire particles are introduced into the surface (crevice corrosion). | <ul style="list-style-type: none"> Reduce contact pressure. Use a low rotational speed. |
| Stock removal rate is too low. | Removal of deep structural changes by: <ul style="list-style-type: none"> Extending the brushing time Using grinding tools |

Note

To avoid possible problems, it makes sense to run preliminary tests to check the corrosion resistance of the workpiece. General cleaning of the workpieces after brushing is recommended in order to prevent loose particles sticking to the workpiece.

For workpieces that are used in a heavily corrosive environment, processing with grinding tools and etching or passivation is recommended. This also applies when not only stainless steel (INOX) but also non-alloyed steels are processed and it cannot be completely ruled out that abrasion particles will land on the stainless steel.



For additional PFERD products designed for use on stainless steel workpieces please see catalogue sections 1, 2, 4 and 6.

Power and maintenance brushes

Peripheral speeds and recommendations for use

Determining the recommended speed

- 1 Select brush type.
- 2 Read recommended peripheral speed.
- 3 Determine the speed using the brush diameter and peripheral speed.

| 1 Brush type | 2 Peripheral speed |
|-----------------------------------|--------------------|
| End brushes | 2,500–4,000 SFPM |
| Cup brushes | 8,000–10,000 SFPM |
| Wheel brushes / bevel cup brushes | see chart below |

Key to the colour bars on the chart below:

| | | |
|-----------------------------|---|--------|
| Carbon steel wire | – | grey |
| Stainless steel wire (INOX) | – | blue |
| Brass/bronze wire | – | yellow |
| M-BRAD® abrasive filament | – | red |

2 Recommended peripheral speeds for brushing applications

| Application | Surface feet per minute [SFPM] | | | | | | | | | | |
|--------------------------------|--------------------------------|-------|-------|-------|-------|-------|-------|-------|-------|-------|-------|
| | 1,250 | 2,000 | 2,750 | 3,500 | 4,250 | 5,000 | 5,750 | 6,500 | 7,250 | 8,000 | 8,750 |
| Burr removal/ edge blending | 3,500–7,250 SFPM | | | | | | | | | | |
| | 2,000–5,750 SFPM | | | | | | | | | | |
| | 2,000–5,750 SFPM | | | | | | | | | | |
| | 1,250–5,400 SFPM | | | | | | | | | | |
| Scale removal | 5,000–9,500 SFPM | | | | | | | | | | |
| | 3,500–7,250 SFPM | | | | | | | | | | |
| Surface conditioning | 1,250–4,250 SFPM | | | | | | | | | | |
| | 1,250–3,500 SFPM | | | | | | | | | | |
| | 1,250–3,500 SFPM | | | | | | | | | | |
| | 2,000–5,750 SFPM | | | | | | | | | | |
| Weld cleaning | 5,000–9,500 SFPM | | | | | | | | | | |
| | 3,500–7,250 SFPM | | | | | | | | | | |

3 Peripheral speeds in surface feet per minute [SFPM]

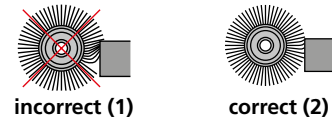
| RPM | Brush diameter [Inches] | | | | | | | | | |
|--------|-------------------------|--------|--------|--------|-------|--------|--------|--------|--------|--------|
| | 2 | 3 | 4 | 5 | 6 | 8 | 10 | 12 | 14 | 15 |
| 800 | 400 | 600 | 800 | 1,000 | 1,250 | 1,650 | 2,050 | 2,500 | 2,900 | 3,100 |
| 1,150 | 600 | 900 | 1,200 | 1,500 | 1,800 | 2,400 | 3,000 | 3,600 | 4,200 | 4,500 |
| 1,200 | 600 | 900 | 1,250 | 1,550 | 1,850 | 2,500 | 3,100 | 3,750 | 4,350 | 4,700 |
| 1,750 | 900 | 1,350 | 1,800 | 2,250 | 2,700 | 3,650 | 4,550 | 5,450 | 6,400 | 6,850 |
| 2,000 | 1,000 | 1,550 | 2,050 | 2,600 | 3,100 | 4,150 | 5,200 | 6,250 | 7,300 | 7,850 |
| 2,400 | 1,250 | 1,850 | 2,500 | 3,100 | 3,750 | 5,000 | 6,250 | 7,500 | 8,750 | 9,400 |
| 3,000 | 1,550 | 2,350 | 3,100 | 3,900 | 4,700 | 6,250 | 7,850 | 9,400 | 10,950 | 11,750 |
| 3,450 | 1,800 | 2,700 | 3,600 | 4,500 | 5,400 | 7,200 | 9,000 | 10,800 | 12,600 | 13,500 |
| 3,750 | 1,950 | 2,900 | 3,900 | 4,900 | 5,850 | 7,850 | 9,800 | 11,750 | | |
| 4,000 | 2,050 | 3,100 | 4,150 | 5,200 | 6,250 | 8,350 | 10,450 | 12,550 | | |
| 4,500 | 2,350 | 3,500 | 4,700 | 5,850 | 7,050 | 9,400 | 11,750 | 14,100 | | |
| 5,000 | 2,600 | 3,900 | 5,200 | 6,500 | 7,850 | 10,450 | 13,050 | | | |
| 5,400 | 2,800 | 4,200 | 5,650 | 7,050 | 8,450 | 11,300 | | | | |
| 6,000 | 3,100 | 4,700 | 6,250 | 7,850 | 9,400 | | | | | |
| 8,500 | 4,400 | 6,650 | 8,850 | 11,100 | | | | | | |
| 9,000 | 4,700 | 7,050 | 9,400 | 11,750 | | | | | | |
| 10,000 | 5,200 | 7,850 | 10,450 | 13,050 | | | | | | |
| 12,000 | 6,250 | 9,400 | 12,550 | 15,700 | | | | | | |
| 15,000 | 7,850 | 11,750 | 15,700 | 19,600 | | | | | | |
| 18,000 | 9,400 | 14,100 | 18,800 | | | | | | | |
| 20,000 | 10,450 | 15,700 | 16,400 | | | | | | | |

Example:
Crimped wire wheel, 6" diameter burr removal
Peripheral speed: 5,400 SFPM
Rotational speed: 3,450 RPM

$$\text{SFPM} = \frac{\pi \times \text{Diameter [Inches]} \times \text{RPM}}{12}$$

Recommendations for use

Brushing pressure and work position



When working with wire brushes, only use the filament tips (Fig. 2).

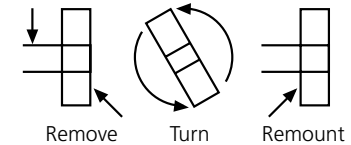
Wire brushes work when the tips of the filament come into contact with the workpiece. The tips are the only sharp point on the filament. Avoid applying excessive pressure. Excessive pressure causes overbending of the filaments and heat build-up resulting in filament breakage, rapid dulling, and reduced brush life.

Apply work to brush, or vice versa, in such a way that as much of the brush face as possible is in full contact with the workpiece. Applying the work to the side or edge of the brush will result in wire breakage and reduce brush life.

Self-sharpening effect

The self-sharpening effect can be improved by changing the brush operating direction.

Spindle



Solutions to common problems

| Problem | Solution |
|--|---|
| Inadequate brushing action | <ul style="list-style-type: none"> ■ Increase RPM or use larger brush diameter at same RPM. ■ Use a brush with shorter trim, or with thicker filaments. |
| Excessively strong brushing action | <ul style="list-style-type: none"> ■ Reduce RPM or use a smaller brush diameter at same RPM. ■ Reduce contact pressure. ■ Use a brush with longer trim or thinner filaments. |
| Surface is too rough and irregular | <ul style="list-style-type: none"> ■ Use a wider brush or a longer trim length. ■ Select a brush with thinner filaments. ■ Increase RPM. |
| Excessively fine finish/surface appears too polished | <ul style="list-style-type: none"> ■ Select a brush with thicker filaments. ■ Use a brush with shorter trim. ■ Reduce RPM. |
| Secondary burr formation | <ul style="list-style-type: none"> ■ Change brush-to-workpiece operating angle. ■ Use a brush with shorter trim or thicker filaments. |

Standard industrial packaging

All brushes ship in a robust blue PFERD standard box. Box label information includes box quantity, physical product description, and maximum safe free speed guidelines.

The box also contains ABMA/ANSI safety information and, in many cases, vapor corrosion inhibitors.

Advantages:

- Robust packaging suited to the product. EDP number on the packaging label. Guidelines for safe use in each brush package.



Point-of-purchase packaging (POP range)

A selection of the most widely used industrial power brushes is available in singular sales promoting self-service packs. These products can be neatly displayed in our PFERD TOOL-CENTER for maximum impact and appeal at the point of sale.

The brush and its characteristics are easy to see through the clear plastic clamshell. A multi-language safety sheet is enclosed with every brush and provides valuable advice on the use of PFERD power brushes.

Advantages

- Clear plastic clamshell.
- Easy identification of brush.
- Individually labelled clamshell packaging.
- Brush fully enclosed; keeps brush protected from contaminants.
- Handle without risk of wire cuts.
- Reusable storage container.
- Encourages safety on the job with easy reference.
- Includes safety inserts in English, French and Spanish.
- No need to purchase more than you want.
- Useful hanging hole for optimum product presentation on your sales wall.



Packaging label

Advantages:

- Includes EDP and detailed product description
- Pictograms for clarification of the most important product features.
- Information regarding the safe and best use of brushes.

Filament material

Product description

Technical information

EDP

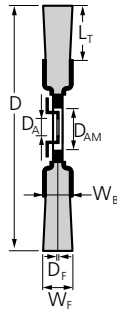
Packaging unit

Brush type



Unthreaded power brushes

Crimped wheels



Narrow face


Designed for individual use in confined areas, or in assemblies mounted on a shaft. They are best suited for brushing uneven surfaces and areas inaccessible to wider brushes. Used for light to medium duty brushing action such as removal of light scale, dirt, rust, corrosion and light burrs.

Advantages:

- Highly flexible, enabling optimal adjustment to workpiece contours.
- Can be used with all common stationary drive systems and bench grinders.
- Can be gang-mounted for wide face use.

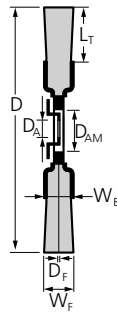
Ordering note:

- Please refer to page 3 for ANSI recommended arbor hole mounting requirements.
- Please see pages 30-31 for a complete listing of drive arbors and adapters.

| D [Inches] | D _{AM} [Inches] | L _T [Inches] | W _F [Inches] | W _B [Inches] | D _A [Inches] | D _F [Inches] and EDP number | | Opt. RPM | Max. RPM | Adapter style |  |
|---------------|-----------------------------|----------------------------|----------------------------|----------------------------|----------------------------|---|------|-------------|-------------|------------------|---|
| | | | | | | .008 | .014 | | | | |

Carbon steel wire

| | | | | | | | | | | | |
|---|-----|-------|-----|------|-----|--------|--------|-------------|-------|---|---|
| 6 | 5/8 | 1-1/8 | 5/8 | 7/16 | 1/2 | 80039P | 80042P | 4,000–6,000 | 8,000 | D | 5 |
|---|-----|-------|-----|------|-----|--------|--------|-------------|-------|---|---|



Medium face

Medium face brushes are designed for medium- to heavy-duty use, either individually or gang-mounted. As with all PFERD crimped wire wheel brushes, the metal components and adapters are designed for a flush fit when gang-mounting, ensuring a consistent surface finish. Maximum productivity with long service life.

Advantages:

- Highly flexible, enabling optimal adjustment to workpiece contours.
- Can be used with all common stationary drive systems and bench grinders.
- Can be gang-mounted for wide face use.

Ordering note:

- All Medium face crimped wheel brushes are supplied with metal adapters that reduce the 2" AH to 1-1/4" AH. In addition a selection of plastic reducing adapters are also included in every box.
- Please refer to page 3 for ANSI recommended arbor hole mounting requirements.
- For additional arbor hole reduction options, use adapter style K, see page 31 for information.

| D [Inches] | D _{AM} [Inches] | L _T [Inches] | W _F [Inches] | W _B [Inches] | D _A [Inches] | D _F [Inches] and EDP number | | Opt. RPM | Max. RPM | Adapter style |  |
|---------------|-----------------------------|----------------------------|----------------------------|----------------------------|----------------------------|---|--|-------------|-------------|------------------|---|
| | | | | | | .014 | | | | | |

Carbon steel wire

| | | | | | | | | | | | |
|---|---|--------|--------|-------|-------|--------|--|-------------|-------|------|---|
| 6 | 2 | 1-1/8 | 1-1/16 | 13/16 | 1-1/4 | 81116P | | 3,000–4,500 | 6,000 | C, K | 5 |
| 7 | 2 | 1-5/16 | 1 | 7/8 | 1-1/4 | 81122P | | 3,000–4,500 | 6,000 | C, K | 5 |
| 8 | 2 | 1-1/2 | 1 | 7/8 | 1-1/4 | 81128P | | 2,300–3,400 | 4,500 | C | 5 |

EZmount® bench wheels

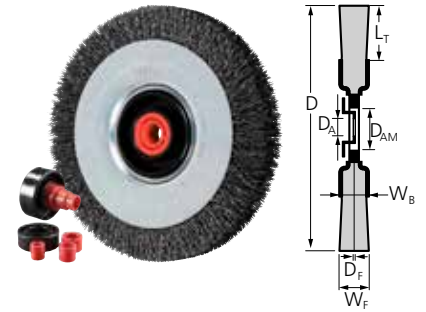
EZmount® crimped wire wheels eliminate mounting problems commonly found with other bench brushes. They are designed with a flat side profile that matches all mounting flanges on pedestal and bench grinders for a correct fit. Easy installation takes seconds. The telescoping bushing is self-sizing and makes full width contact to prevent the brush from falling into spindle threads.


Advantages:

- Flexible, enabling optimal adjustment to the workpiece contours.
- Can be used with all common stationary drive systems and bench grinders.
- Flat side profile ensures a correct fit with bench grinder flanges.

Ordering note:

- Please refer to page 3 for ANSI recommended arbor hole mounting requirements.
- Supplied with style E telescoping adapter. Please see pages 30-31 for a complete listing of drive arbors and adapters.



| D [Inches] | D _{AM} [Inches] | L _T [Inches] | W _F [Inches] | W _B [Inches] | D _A [Inches] | D _F [Inches] and EDP number | Opt. RPM | Max. RPM | Adapter style |  |
|------------|--------------------------|-------------------------|-------------------------|-------------------------|-------------------------|--|----------|----------|---------------|---|
| | | | | | | .014 | | | | |

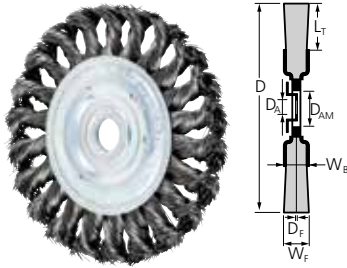
Carbon steel wire

| | | | | | | | | | | |
|---|---|-----|-----|-----|------------------|--------|-------------|-------|---|---|
| 6 | 2 | 7/8 | 7/8 | 3/4 | 1, 3/4, 5/8, 1/2 | 81474P | 3,000–4,500 | 6,000 | E | 5 |
| 8 | 2 | 7/8 | 7/8 | 3/4 | 1, 3/4, 5/8 | 81478P | 2,000–3,000 | 4,500 | E | 5 |



Unthreaded power brushes

Knot wheels



Standard twist, single row standard flag


This brush features knots that are twisted approximately 75% of the trim length. The loosely-twisted knots cover a larger surface area and are ideal for heavy-duty cleaning and surface conditioning on uneven surfaces. For weld cleaning, weld spatter removal, scale removal, cleaning, deburring, and flash removal.

Advantages:

- Loosely-twisted knots cover a large surface area.
- Good balance between aggressiveness and flexibility.

Ordering note:

- Please refer to page 3 for ANSI recommended arbor hole mounting requirements.
- Please see pages 30-31 for a complete listing of drive arbors and adapters.

| D [Inches] | D _{AM} [Inches] | Knots [pcs.] | L _T [Inches] | W _F [Inches] | W _B [Inches] | D _A [Inches] | D _F [Inches] and EDP number | | Opt. RPM | Max. RPM | Adapter style |  |
|------------------------------------|-----------------------------|-----------------|----------------------------|----------------------------|----------------------------|----------------------------|---|--------|---------------|-------------|------------------|---|
| | | | | | | | .014 | .016 | | | | |
| Carbon steel wire | | | | | | | | | | | | |
| 4 | 1/2 | 22 | 3/4 | 5/8 | 7/16 | 3/8 | 81657P | - | 10,000–15,000 | 20,000 | F | 5 |
| 6 | 5/8 | 32 | 1-1/8 | 5/8 | 9/16 | 1/2 | 81666P | 81667P | 4,500–6,500 | 9,000 | F | 5 |
| 8 | 5/8 | 42 | 1-5/8 | 5/8 | 5/8 | - | - | 81704P | 3,500–5,000 | 7,000 | - | 5 |
| Stainless steel wire (INOX) | | | | | | | | | | | | |
| 4 | 1/2 | 22 | 3/4 | 5/8 | 7/16 | 3/8 | 81807P | - | 8,000–13,000 | 20,000 | F | 5 |

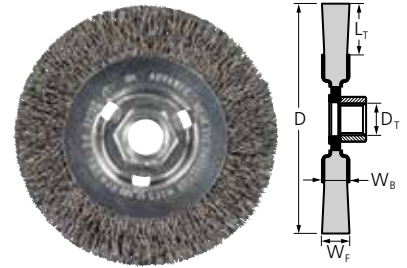


Crimped wheel for angle grinders

Ideal for brushing uneven surfaces. Used for light to medium duty brushing action such as removal of light scale, dirt, rust, corrosion and light burrs.

Advantages:

- Highly flexible, enabling optimal adjustment to workpiece contours.
- Designed for use on 4-1/2" and 5" right angle grinders.



| D [Inches] | D _T [Inches] | L _T [Inches] | W _F [Inches] | D _F [Inches] and EDP number .014 | Opt. RPM | Max. RPM | |
|------------|-------------------------|-------------------------|-------------------------|--|--------------|----------|---|
| 4 | 5/8-11 | 1 1/16 | 1/2 | 82195P | 6,000–12,500 | 12,500 | 5 |

Carbon steel wire

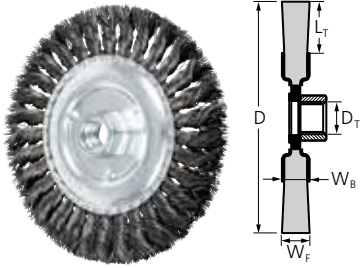


Thread adapters to adapt 5/8-11 threaded wheels to other common grinder spindles are available, please see page 31 for information.



Threaded power brushes

Knot wheels



Standard twist


This brush features knots that are twisted approximately 75% of the trim length. The loosely-twisted knots cover a larger surface area and are ideal for heavy-duty cleaning and surface conditioning on uneven surfaces. For weld cleaning, weld spatter removal, scale removal, cleaning, deburring, and flash removal.

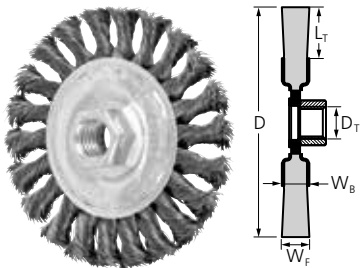
Advantages:

- Loosely-twisted knots cover a large surface area.
- Good balance between aggressiveness and flexibility.

Recommendations for use:

- For use on right angle grinders.

| D [Inches] | D _T [Inches] | Knots [pcs.] | L _T [Inches] | W _F [Inches] | D _F [Inches] and EDP number | | | | Opt. RPM | Max. RPM |  |
|------------------------------------|----------------------------|-----------------|----------------------------|----------------------------|---|--|--|--|---------------|-------------|---|
| | | | | | .014 | | | | | | |
| Carbon steel wire | | | | | | | | | | | |
| 4 | 5/8-11 | 22 | 7/8 | 5/8 | 82153P | | | | 10,000–15,000 | 20,000 | 5 |
| Stainless steel wire (INOX) | | | | | | | | | | | |
| 4 | 5/8-11 | 22 | 7/8 | 5/8 | 82283P | | | | 8,000–15,000 | 20,000 | 5 |



Full cable twist


These brushes feature tightly twisted knots for low flex, high impact brushing action. Full cable twist is ideal for tough brushing applications. For weld cleaning, weld spatter removal, scale removal, cleaning, deburring, and flash removal.

Advantages:

- Tightly-twisted knots result in very aggressive brushing action.

Recommendations for use:

- For use on right angle grinders.

| D [Inches] | D _T [Inches] | Knots [pcs.] | L _T [Inches] | W _F [Inches] | D _F [Inches] and EDP number | | | | Opt. RPM | Max. RPM |  |
|------------------------------------|----------------------------|-----------------|----------------------------|----------------------------|---|--------|--------|--------|---------------|-------------|---|
| | | | | | .014 | .016 | .020 | .023 | | | |
| Carbon steel wire | | | | | | | | | | | |
| 4 | 5/8-11 | 22 | 3/4 | 1/2 | 82165P | - | 82166P | - | 10,000–15,000 | 20,000 | 5 |
| 5 | 5/8-11 | 24 | 3/4 | 1/2 | - | - | - | 82474P | 7,500–1,5000 | 15,000 | 5 |
| 6 | 5/8-11 | 24 | 1-1/4 | 1/2 | - | - | - | 82477P | 5,000–10,000 | 10,000 | 5 |
| | | 30 | 1-1/4 | 1/2 | - | 82476P | - | 82478P | 5,000–10,000 | 10,000 | 5 |
| Stainless steel wire (INOX) | | | | | | | | | | | |
| 4 | 5/8-11 | 22 | 3/4 | 1/2 | 82295P | - | - | - | 8,000–15,000 | 20,000 | 5 |



Thread adapters to adapt 5/8-11 threaded wheels to other common grinder spindles are available, please see page 31 for information.



For products specially suited to pipeline construction, see the brochure "PFERD tools for pipeline construction".

Stringer bead twist

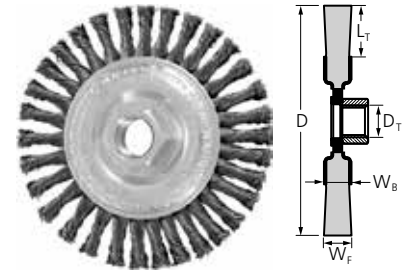
Most aggressive brushing action, perfect for heavy-duty brushing in pipeline and container construction.


Advantages:

- Narrow face width enables optimal access to hard-to-reach areas such as root weld seams.

Recommendations for use:

- For use on right angle grinders.



| D [Inches] | D _T [Inches] | Knots [pcs.] | L _T [Inches] | W _F [Inches] | D _F [Inches] and EDP number .020 | Opt. RPM | Max. RPM |  |
|------------------------------------|-------------------------|--------------|-------------------------|-------------------------|--|---------------|----------|---|
| Carbon steel wire | | | | | | | | |
| 4 | 5/8-11 | 32 | 3/4 | 3/16 | 82186P | 10,000–15,000 | 20,000 | 5 |
| | 1/2-13 | 32 | 3/4 | 3/16 | 82187P | 10,000–15,000 | 20,000 | 5 |
| | M10x1.25 | 32 | 3/4 | 3/16 | 82190P | 10,000–15,000 | 20,000 | 5 |
| 4-1/2 | 5/8-11 | 32 | 1 | 3/16 | 82194P | 10,000–15,000 | 20,000 | 5 |
| 4-7/8 | 5/8-11 | 48 | 3/4 | 3/16 | 82483P | 7,500–15,000 | 15,000 | 5 |
| 6 | 5/8-11 | 48 | 1-1/8 | 3/16 | 82487P | 6,000–12,500 | 12,500 | 5 |
| | | 56 | 1-1/8 | 3/16 | 82488P | 6,000–12,500 | 12,500 | 5 |
| Stainless steel wire (INOX) | | | | | | | | |
| 4 | 5/8-11 | 32 | 3/4 | 3/16 | 82307P | 8,000–15,000 | 20,000 | 5 |
| 4-7/8 | 5/8-11 | 48 | 3/4 | 3/16 | 82608P | 6,000–15,000 | 15,000 | 5 |
| 6 | 5/8-11 | 48 | 1-1/8 | 3/16 | 82612P | 5,000–12,500 | 12,500 | 5 |

Stringer bead twist, COMBITWIST®

Most aggressive brushing action, perfect for heavy-duty brushing in pipeline and container construction.

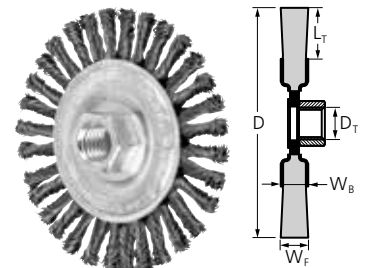
Advantages:


- Narrow face width enables optimal access to hard-to-reach areas such as root weld seams.
- COMBITWIST® knot construction results in improved balance, reduced vibration, extended service life and increased aggressiveness.

Recommendations for use:

- For use on right angle grinders.

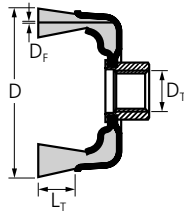
PFERDVALUE®:



| D [Inches] | D _T [Inches] | Knots [pcs.] | L _T [Inches] | W _F [Inches] | D _F [Inches] and EDP number .020 | Opt. RPM | Max. RPM |  |
|--------------------------|-------------------------|--------------|-------------------------|-------------------------|--|---------------|----------|---|
| Carbon steel wire | | | | | | | | |
| 4-1/2 | 5/8-11 | 32 | 1 | 3/16 | 82392P | 10,000–15,000 | 20,000 | 5 |

Threaded power brushes

Crimped cup brushes



External nut


Ideal for brushing uneven surfaces. Used for light to medium duty brushing action such as removal of light scale, dirt, rust, corrosion and light burrs.

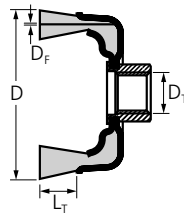
Advantages:

- Highly flexible, enabling optimal adjustment to workpiece contours.

Recommendations for use:

- For use on right angle grinders.

| D [Inches] | D _T [Inches] | L _T [Inches] | D _F [Inches] and EDP number | | Opt. RPM | Max. RPM |  |
|------------------------------------|-------------------------|-------------------------|--|--------|--------------|----------|---|
| | | | .014 | .020 | | | |
| Carbon steel wire | | | | | | | |
| 2-3/4 | 5/8-11 | 7/8 | 82243P | - | 7,000–14,000 | 14,000 | 5 |
| | M10x1.50 | 7/8 | 82246P | - | 7,000–14,000 | 14,000 | 5 |
| | M10x1.25 | 7/8 | 82247P | - | 7,000–14,000 | 14,000 | 5 |
| 3-1/2 | 5/8-11 | 7/8 | - | 82255P | 6,000–12,500 | 12,500 | 5 |
| 4 | 5/8-11 | 1-1/4 | 82510P | 82511P | 4,500–9,000 | 9,000 | 2 |
| 5 | 5/8-11 | 1-1/4 | - | 82515P | 4,000–8,000 | 8,000 | 2 |
| 6 | 5/8-11 | 1-3/8 | 82516P | 82517P | 3,000–6,000 | 6,000 | 2 |
| Stainless steel wire (INOX) | | | | | | | |
| 2-3/4 | 5/8-11 | 7/8 | 82353P | - | 5,500–14,000 | 14,000 | 5 |



External nut, single row, standard twist


This brush features knots that are twisted approximately 75% of the trim length. The loosely-twisted knots cover a larger surface area and are ideal for heavy-duty cleaning and surface conditioning on uneven surfaces. For weld cleaning, weld spatter removal, cleaning, deburring, and flash removal.

Advantages:

- Loosely-twisted knots cover a large surface area.
- Good balance between aggressiveness and flexibility.

Recommendations for use:

- For use on right angle grinders.

| D [Inches] | D _T [Inches] | Knots [pcs.] | L _T [Inches] | D _F [Inches] and EDP number | | | Opt. RPM | Max. RPM |  |
|------------------------------------|-------------------------|--------------|-------------------------|--|--------|--------|--------------|----------|---|
| | | | | .014 | .020 | .023 | | | |
| Carbon steel wire | | | | | | | | | |
| 2-3/4 | 5/8-11 | 18 | 7/8 | 82219P | 82220P | - | 7,000–14,000 | 14,000 | 5 |
| | M10x1.50 | 18 | 7/8 | - | 82226P | - | 7,000–14,000 | 14,000 | 5 |
| | M10x1.25 | 18 | 7/8 | - | 82228P | - | 7,000–14,000 | 14,000 | 5 |
| 3-1/2 | 5/8-11 | 20 | 7/8 | 82231P | 82232P | - | 6,000–12,500 | 12,500 | 2 |
| 4 | 5/8-11 | 24 | 1-1/4 | 82522P | - | 82523P | 4,500–9,000 | 9,000 | 2 |
| Stainless steel wire (INOX) | | | | | | | | | |
| 2-3/4 | 5/8-11 | 18 | 7/8 | 82329P | 82330P | - | 5,500–14,000 | 14,000 | 5 |
| 3-1/2 | 5/8-11 | 20 | 7/8 | - | 82342P | - | 5,000–12,500 | 12,500 | 2 |

External nut, standard twist COMBITWIST®

This brush features knots that are twisted approximately 75% of the trim length. The loosely-twisted knots cover a larger surface area and are ideal for heavy-duty cleaning and surface conditioning on uneven surfaces. For weld cleaning, weld spatter removal, scale removal, cleaning, deburring, and flash removal.


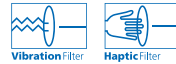
Advantages:


- Loosely-twisted knots cover a large surface area.
- Good balance between aggressiveness and flexibility.
- COMBITWIST® knot construction results in improved balance, reduced vibration, and extended service life.

Recommendations for use

- For use on right angle grinders.

PFERDVALUE®:



| D [Inches] | D _T [Inches] | Knots [pcs.] | L _T [Inches] | D _F [Inches] and EDP number | | Opt. RPM | Max. RPM |  |
|---------------|----------------------------|-----------------|----------------------------|---|------|-------------|-------------|---|
| | | | | .014 | .020 | | | |

Carbon steel wire, single row

| | | | | | | | | |
|-------|--------|----|-----|--------|--------|--------------|--------|---|
| 2-3/4 | 5/8-11 | 18 | 7/8 | 82750P | 82751P | 7,000–14,000 | 14,000 | 5 |
|-------|--------|----|-----|--------|--------|--------------|--------|---|

Internal nut, single row, standard twist

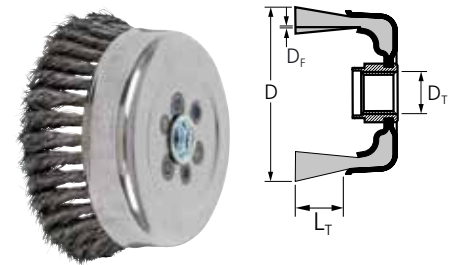
This brush features knots that are twisted approximately 75% of the trim length. The loosely-twisted knots cover a larger surface area and are ideal for heavy-duty cleaning and surface conditioning on uneven surfaces. For weld cleaning, weld spatter removal, scale removal, cleaning, deburring, and flash removal.


Advantages:

- Loosely-twisted knots cover a large surface area.
- Good balance between aggressiveness and flexibility.
- Internal nut results in reduced operator fatigue and improved control.

Recommendations for use:

- For use on right angle grinders.



| D [Inches] | D _T [Inches] | Knots [pcs.] | L _T [Inches] | D _F [Inches] and EDP number | | Opt. RPM | Max. RPM |  |
|---------------|----------------------------|-----------------|----------------------------|---|------|-------------|-------------|---|
| | | | | .014 | .023 | | | |

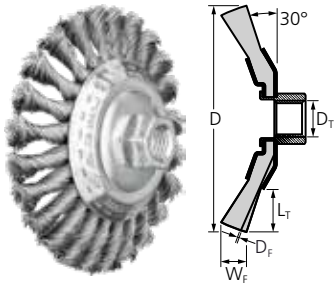
Carbon steel wire

| | | | | | | | | |
|---|--------|----|-------|--------|--------|-------------|-------|---|
| 6 | 5/8-11 | 36 | 1-5/8 | 82545P | 82546P | 3,000–6,000 | 6,000 | 2 |
|---|--------|----|-------|--------|--------|-------------|-------|---|



Threaded power brushes

Bevel brushes



Knot wire, full cable twist


These brushes feature tightly twisted knots for low flex, high impact brushing action. Full cable twist is ideal for tough brushing applications. For weld cleaning, weld spatter removal, scale removal, cleaning, deburring, and flash removal.

Advantages:

- Tightly-twisted knots result in very aggressive brushing action.
- Ideal for cleaning narrow or hard-to-reach areas such as grooves, fillets, and inside edges.

Recommendations for use

- Designed for use on right angle grinders.

| D [Inches] | D _T [Inches] | Knots [pcs.] | L _T [Inches] | W _F [Inches] | D _F [Inches] and EDP number | Opt. RPM | Max. RPM |  |
|---------------|----------------------------|-----------------|----------------------------|----------------------------|---|-------------|-------------|---|
| | | | | | .020 | | | |

Carbon steel wire

| | | | | | | | | |
|---|--------|----|-----|-----|--------|---------------|--------|---|
| 4 | 5/8-11 | 22 | 3/4 | 1/2 | 82202P | 10,000–15,000 | 20,000 | 5 |
|---|--------|----|-----|-----|--------|---------------|--------|---|



Crimped wire


Ideal for brushing uneven surfaces. Used for light to medium duty brushing action such as removal of light scale, dirt, rust, corrosion and light burrs.


Advantages:

- Highly flexible, enabling optimal adjustment to workpiece contours.
- Coated cup style end brushes minimize workpiece contamination risk.

Recommendations for use:

- Designed for use on straight grinders.



| D [Inches] | D _c [Inches] | D _s [Inches] | L _r [Inches] | D _f [Inches] and EDP number | | | Opt. RPM | Max. RPM |  |
|---------------|----------------------------|----------------------------|----------------------------|---|------|------|-------------|-------------|---|
| | | | | .006 | .010 | .020 | | | |

Carbon steel wire

| | | | | | | | | | |
|-----|-------|-----|---|--------|--------|--------|---------------|--------|---|
| 1/2 | 3/4 | 1/4 | 1 | - | - | 82966P | 12,500–18,700 | 25,000 | 5 |
| 3/4 | 1 | 1/4 | 1 | - | - | 82971P | 11,000–16,500 | 22,000 | 5 |
| 1 | 1-1/4 | 1/4 | 1 | 82972P | 82974P | 82976P | 10,000–15,000 | 20,000 | 5 |

Stainless steel wire (INOX)

All INOX end brushes are degreased

| | | | | | | | | | |
|-----|-------|-----|---|--------|--------|---|--------------|--------|---|
| 3/4 | 1 | 1/4 | 1 | 82986P | - | - | 8,500–14,000 | 22,000 | 5 |
| 1 | 1-1/4 | 1/4 | 1 | 82991P | 82993P | - | 8,000–13,000 | 20,000 | 5 |

Knot, flared cup

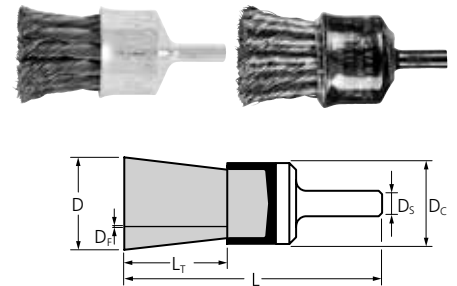
These brushes feature tightly twisted knots for low flex, high impact brushing action. Ideal for tough brushing applications. For weld cleaning, weld spatter removal, scale removal, cleaning, deburring, and flash removal.


Advantages:

- Tightly-twisted knots result in very aggressive brushing action.
- Easily-controlled flare of knots makes this brush ideal for cleaning pipe and tube internal diameters.

Recommendations for use:

- Designed for use on straight grinders.



| D [Inches] | D _c [Inches] | D _s [Inches] | L _r [Inches] | No. knots [pcs] | D _f [Inches] and EDP number | | Opt. RPM | Max. RPM |  |
|---------------|----------------------------|----------------------------|----------------------------|-----------------------|---|------|-------------|-------------|---|
| | | | | | .014 | .020 | | | |

Carbon steel wire

| | | | | | | | | | |
|-----|-------|-----|---|----|--------|--------|---------------|--------|---|
| 3/4 | 7/8 | 1/4 | 1 | 8 | 83072P | - | 10,000–15,000 | 20,000 | 5 |
| 1 | 1-1/8 | 1/4 | 1 | 12 | 83079P | 83080P | 10,000–15,000 | 20,000 | 5 |

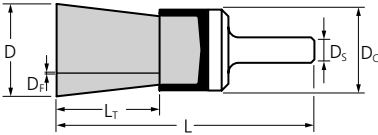
Stainless steel wire (INOX)

All INOX end brushes are degreased

| | | | | | | | | | |
|---|-------|-----|---|----|--------|---|--------------|--------|---|
| 1 | 1-1/8 | 1/4 | 1 | 12 | 83098P | - | 8,000–13,000 | 20,000 | 5 |
|---|-------|-----|---|----|--------|---|--------------|--------|---|

Stem mounted brushes

End brushes



Knot, straight cup


These brushes feature tightly twisted knots for low flex, high impact brushing action. Ideal for tough brushing applications. For weld cleaning, weld spatter removal, scale removal, cleaning, deburring, and flash removal.

Advantages:

- Tightly-twisted knots result in very aggressive brushing action.
- Reduced flare for more precise surface contact.

Recommendations for use:

- Designed for use on straight grinders.

| D [Inches] | D _c [Inches] | D _s [Inches] | L _f [Inches] | No. knots [pcs] | D _f [Inches] and EDP number | Opt. RPM | Max. RPM |  |
|---------------|----------------------------|----------------------------|----------------------------|-----------------------|---|-------------|-------------|---|
| | | | | | .010 | | | |

Carbon steel wire

| | | | | | | | | |
|---|-------|-----|-------|----|--------|---------------|--------|---|
| 1 | 1-1/8 | 1/4 | 1-1/8 | 12 | 83138P | 10,000–15,000 | 20,000 | 5 |
|---|-------|-----|-------|----|--------|---------------|--------|---|



Crimped

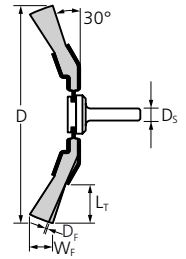

Ideal for brushing uneven surfaces. Used for light to medium duty brushing action such as removal of light scale, dirt, rust, corrosion and light burrs.


Advantages:

- Highly flexible, enabling optimal adjustment to workpiece contours.
- Ideal for cleaning narrow or hard-to-reach areas such as grooves, fillets, and inside edges.

Recommendations for use:

- Designed for use on straight grinders.



| D [Inches] | D _s [Inches] | L _T [Inches] | W _F [Inches] | D _F [Inches] and EDP number | | Opt. RPM | Max. RPM |  |
|------------|-------------------------|-------------------------|-------------------------|--|------|----------|----------|---|
| | | | | .012 | .014 | | | |

Carbon steel wire

| | | | | | | | | |
|-------|-----|------|-----|--------|--------|---------------|--------|---|
| 1-1/2 | 1/4 | 5/16 | 1/8 | 82852P | - | 10,000–15,000 | 20,000 | 5 |
| 2 | 1/4 | 7/16 | 3/8 | - | 82878P | 10,000–15,000 | 20,000 | 5 |
| 3 | 1/4 | 7/8 | 3/8 | - | 82863P | 10,000–15,000 | 20,000 | 5 |

Cup brushes

Crimped

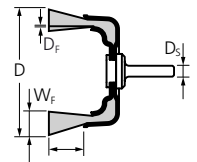
Ideal for brushing uneven surfaces. Used for light to medium duty brushing action such as removal of light scale, dirt, rust, corrosion and light burrs.


Advantages:

- Highly flexible, enabling optimal adjustment to workpiece contours.

Recommendations for use:

- Designed for use on straight grinders.



| D [Inches] | D _s [Inches] | L _T [Inches] | W _F [Inches] | D _F [Inches] and EDP number | | Opt. RPM | Max. RPM |  |
|------------|-------------------------|-------------------------|-------------------------|--|--|----------|----------|---|
| | | | | .012 | | | | |

Carbon steel wire

| | | | | | | | |
|-------|-----|-------|-----|--------|--------------|--------|---|
| 1-3/4 | 1/4 | 11/16 | 1/2 | 82823P | 6,500–10,000 | 13,000 | 5 |
| 2 | 1/4 | 7/8 | 1/2 | 82826P | 6,500–10,000 | 13,000 | 5 |
| 2-1/2 | 1/4 | 7/8 | 3/8 | 82830P | 6,500–10,000 | 13,000 | 5 |



With the BOSCH X-LOCK system for angle grinders, you can change brushes quickly and comfortably. Instead of a round centre hole, the X-LOCK system features an X-shaped contour, which allows the brush to be fixed on the angle grinder in a form-fitting manner. This guarantees that different brushes can be mounted securely and comfortably in the shortest possible time. The unique system meets the highest quality and safety standards and even withstands tough and challenging operating conditions.



Advantages:

- Quick and comfortable brush changes.
- Brushes are fixed securely since they audibly click into place.
- X-LOCK products, with the exception of cup brushes, can be used on conventional angle grinders with 7/8" flange.

Recommendations for use:

- Place the brush on the X-LOCK quick-change system of your angle grinder and secure it by lightly pressing it down. The brush will audibly click into place.



How it works:



Place the brush on the X-LOCK holder in a form-fitting manner.

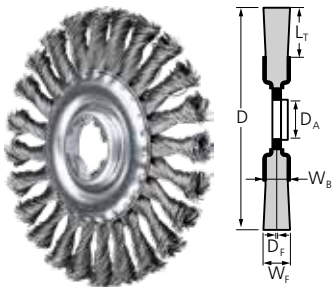


Lightly press the brush down until it audibly clicks into place.



Release the brush by using the lever.

Knot wheel brushes




Standard twist

This brush features knots that are twisted approximately 75% of the trim length. The loosely-twisted knots cover a larger surface area and are ideal for heavy-duty cleaning and surface conditioning on uneven surfaces. For weld cleaning, weld spatter removal, scale removal, cleaning, deburring, and flash removal.

Advantages:

- Loosely-twisted knots cover a large surface area.
- Good balance between aggressiveness and flexibility.

| D [Inches] | D _A [Inches] | Knots [pcs.] | L _T [Inches] | W _F [Inches] | D _F [Inches] and EDP number | Opt. RPM | Max. RPM |  |
|------------|-------------------------|--------------|-------------------------|-------------------------|--|----------|----------|---|
| | | | | | .014 | | | |

Carbon steel wire

| | | | | | | | | |
|---|--------------|----|-----|-----|-------|---------------|--------|---|
| 4 | X-LOCK (7/8) | 22 | 7/8 | 5/8 | 80705 | 10,000–15,000 | 20,000 | 1 |
|---|--------------|----|-----|-----|-------|---------------|--------|---|

Stainless steel wire (INOX)

All X-LOCK INOX brushes are degreased.

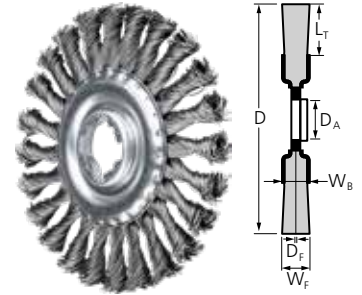
| | | | | | | | | |
|---|--------------|----|-----|-----|-------|--------------|--------|---|
| 4 | X-LOCK (7/8) | 22 | 7/8 | 5/8 | 80422 | 8,000–15,000 | 20,000 | 1 |
|---|--------------|----|-----|-----|-------|--------------|--------|---|


Full cable twist

These brushes feature tightly twisted knots for low flex, high impact brushing action. Full cable twist is ideal for tough brushing applications. For weld cleaning, weld spatter removal, scale removal, cleaning, deburring, and flash removal.

Advantages:

- Tightly-twisted knots result in very aggressive brushing action.



| D [Inches] | D _A [Inches] | Knots [pcs.] | L _T [Inches] | W _F [Inches] | D _F [Inches] and EDP number | | Opt. RPM | Max. RPM |  |
|------------|-------------------------|--------------|-------------------------|-------------------------|--|------|----------|----------|---|
| | | | | | .014 | .020 | | | |

Carbon steel wire

| | | | | | | | | | |
|-------|--------------|----|--------|-----|-------|-------|---------------|--------|---|
| 4 | X-LOCK (7/8) | 22 | 3/4 | 1/2 | 80706 | 80707 | 10,000–15,000 | 20,000 | 1 |
| 4-1/2 | X-LOCK (7/8) | 24 | 7/8 | 1/2 | - | 80708 | 6,300–12,500 | 12,500 | 1 |
| 4-7/8 | X-LOCK (7/8) | 24 | 1-1/16 | 1/2 | - | 80709 | 6,300–12,500 | 12,500 | 1 |

Stainless steel wire (INOX)

All X-LOCK INOX brushes are degreased.

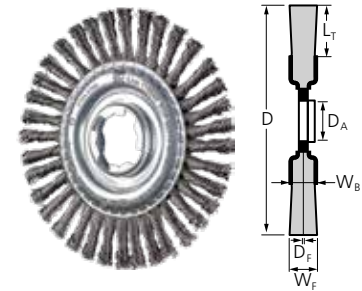
| | | | | | | | | | |
|-------|--------------|----|-------|-----|---|-------|--------------|--------|---|
| 4-1/2 | X-LOCK (7/8) | 24 | 7/8 | 1/2 | - | 80423 | 5,000–12,500 | 12,500 | 1 |
| 4-7/8 | X-LOCK (7/8) | 24 | 1-1/6 | 1/2 | - | 80424 | 5,000–12,500 | 12,500 | 1 |


Stringer bead twist

Most aggressive brushing action, perfect for heavy-duty brushing in pipeline and container construction.

Advantages:

- Narrow face width enables optimal access to hard-to-reach areas such as root weld seams.



| D [Inches] | D _A [Inches] | Knots [pcs.] | L _T [Inches] | W _F [Inches] | D _F [Inches] and EDP number | | Opt. RPM | Max. RPM |  |
|------------|-------------------------|--------------|-------------------------|-------------------------|--|--|----------|----------|---|
| | | | | | .020 | | | | |


Carbon steel wire

| | | | | | | | | | |
|-------|--------------|----|-----|------|-------|--|---------------|--------|---|
| 4 | X-LOCK (7/8) | 32 | 3/4 | 3/16 | 80710 | | 10,000–15,000 | 20,000 | 1 |
| 4-1/2 | X-LOCK (7/8) | 32 | 1 | 3/16 | 80711 | | 6,300–12,500 | 12,500 | 1 |
| 4-7/8 | X-LOCK (7/8) | 38 | 3/4 | 3/16 | 80412 | | 6,300–12,500 | 12,500 | 1 |

Stainless steel wire (INOX)

All X-LOCK INOX brushes are degreased.

| | | | | | | | | | |
|---|--------------|----|-----|------|-------|--|--------------|--------|---|
| 4 | X-LOCK (7/8) | 32 | 3/4 | 3/16 | 80425 | | 8,000–15,000 | 20,000 | 1 |
|---|--------------|----|-----|------|-------|--|--------------|--------|---|




Crimped cup

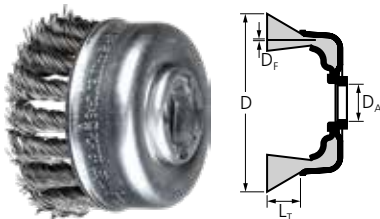
Ideal for brushing uneven surfaces. Used for light to medium duty brushing action such as removal of light scale, dirt, rust, corrosion and light burrs.

Advantages:

- Highly flexible, enabling optimal adjustment to workpiece contours.
- Designed for use on right angle grinders.

| D [Inches] | D _A | L _T [Inches] | D _F [Inches] and EDP number | | Opt. RPM | Max. RPM |  |
|--|----------------|----------------------------|---|--|-------------|-------------|---|
| | | | .012 | | | | |
| Carbon steel wire | | | | | | | |
| 3 | X-LOCK | 7/8 | 80715 | | 6,300–9,400 | 12,500 | 1 |
| Stainless steel wire (INOX) | | | | | | | |
| All X-LOCK INOX brushes are degreased. | | | | | | | |
| 3 | X-LOCK | 7/8 | 80427 | | 5,000–8,100 | 12,500 | 1 |

Knot cup brushes





Single row, full cable twist

These brushes feature tightly twisted knots for low flex, high impact brushing action. Full cable twist is ideal for tough brushing applications. For weld cleaning, weld spatter removal, scale removal, cleaning, deburring, and flash removal.

Advantages:

- Tightly-twisted knots result in very aggressive brushing action.
- Internal nut results in reduced operator fatigue and improved control.

| D [Inches] | D _A | Knots [pcs.] | L _T [Inches] | D _F [Inches] and EDP number | | Opt. RPM | Max. RPM |  |
|--|----------------|-----------------|----------------------------|---|-------|--------------|-------------|---|
| | | | | .014 | .020 | | | |
| Carbon steel wire | | | | | | | | |
| 2-3/4 | X-LOCK | 18 | 3/4 | 80716 | 80717 | 6,300–12,500 | 12,500 | 1 |
| 3 | X-LOCK | 20 | 3/4 | - | 80718 | 5,000–10,000 | 11,500 | 1 |
| Stainless steel wire (INOX) | | | | | | | | |
| All X-LOCK INOX brushes are degreased. | | | | | | | | |
| 2-3/4 | X-LOCK | 18 | 3/4 | 80428 | 80429 | 5,000–12,500 | 12,500 | 1 |
| 3 | X-LOCK | 20 | 3/4 | - | 80430 | 4,000–10,000 | 11,500 | 1 |





PFERD's Universal Line contains a selection of the most popular brush sizes and styles used by tradesmen. The offering includes abrasive filament as well as crimped and knot style radial, cup, end and scratch brushes.

The design of these brushes is tailored for power tools that are frequently found on contractor jobsites such as drills, angle grinders, die grinders and bench grinders.

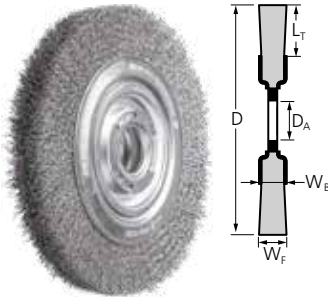



Crimped wire

Designed for individual use in confined areas, or mounted on a shaft. They are best suited for brushing uneven surfaces and areas inaccessible to wider brushes. Used for light to medium duty brushing action such as removal of light scale, dirt, rust, corrosion and light burrs.



- Advantages:**
- Highly flexible, enabling optimal adjustment to workpiece contours.
 - Can be gang-mounted for wide face use.



| D [in] | D _A [in] | L _T [in] | W _F [in] | W _B [in] | Incl. adapter [in] | D _r [in] and EDP number | Opt. RPM | Max. RPM |  |
|--------|---------------------|---------------------|---------------------|---------------------|--------------------|------------------------------------|----------|----------|---|
| | | | | | | .014 | | | |

Carbon steel wire, narrow face

| | | | | | | | | | |
|---|-----|-------|-----|-----|-----|--------|-------------|-------|---|
| 6 | 5/8 | 1-1/4 | 5/8 | 5/8 | 1/2 | 764206 | 3,000–6,000 | 6,000 | 5 |
|---|-----|-------|-----|-----|-----|--------|-------------|-------|---|

Carbon steel wire, medium face

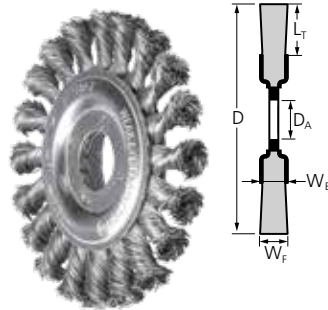
| | | | | | | | | | |
|---|-------|-------|-------|-------|------------------|--------|-------------|-------|---|
| 6 | 1-1/4 | 1-1/4 | 1-1/4 | 1-1/4 | 1, 7/8, 3/4, 5/8 | 764190 | 3,000–6,000 | 6,000 | 5 |
| 8 | 1-1/4 | 1-1/4 | 1-1/4 | 1-1/4 | 1, 7/8, 3/4, 5/8 | 764213 | 2,300–3,500 | 4,500 | 5 |


Knot wire

This brush features knots that are twisted approximately 75% of the trim length. The loosely-twisted knots cover a larger surface area and are ideal for heavy-duty cleaning and surface conditioning on uneven surfaces. For weld cleaning, weld spatter removal, scale removal, cleaning, deburring, and flash removal.



- Advantages:**
- Loosely-twisted knots cover a large surface area.
 - Good balance between aggressiveness and flexibility.



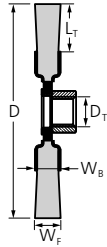
| D [in] | D _A [in] | L _T [in] | W _F [in] | W _B [in] | Incl. adapter [in] | D _r [in] and EDP number | Opt. RPM | Max. RPM |  |
|--------|---------------------|---------------------|---------------------|---------------------|--------------------|------------------------------------|----------|----------|---|
| | | | | | | .014 | | | |

Carbon steel wire

| | | | | | | | | | |
|---|-----|-------|-----|-----|-----|--------|-------------|-------|---|
| 6 | 5/8 | 1-1/4 | 3/8 | 1/2 | 1/2 | 763988 | 4,500–9,000 | 9,000 | 5 |
|---|-----|-------|-----|-----|-----|--------|-------------|-------|---|

Universal Line brushes

Threaded wheel brushes




Crimped wire

Ideal for brushing uneven surfaces. Used for light to medium duty brushing action such as removal of light scale, dirt, rust, corrosion and light burrs.



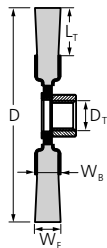
Advantages:

- Highly flexible, enabling optimal adjustment to workpiece contours.
- Designed for use on 4-1/2" and 5" right angle grinders.

| D [in] | D _T [in] | L _T [in] | W _F [in] | D _F [in] and EDP number | Opt. RPM | Max. RPM |  |
|--------|---------------------|---------------------|---------------------|------------------------------------|----------|----------|---|
| | | | | .014 | | | |

Carbon steel wire

| | | | | | | | |
|---|--------|-----|-----|--------|--------------|--------|---|
| 4 | 5/8-11 | 7/8 | 5/8 | 764145 | 7,000–12,500 | 12,500 | 5 |
|---|--------|-----|-----|--------|--------------|--------|---|




Knot wire

Standard twist brush features knots that are twisted approximately 75% of the trim length. The loosely-twisted knots cover a larger surface area and are ideal for heavy-duty cleaning and surface conditioning on uneven surfaces. For weld cleaning, weld spatter removal, scale removal, cleaning, deburring, and flash removal.



Advantages:

- Loosely-twisted knots cover a large surface area.
- Good balance between aggressiveness and flexibility.

| D [in] | D _T [in] | L _T [in] | W _F [in] | D _F [in] and EDP number | Opt. RPM | Max. RPM |  |
|--------|---------------------|---------------------|---------------------|------------------------------------|----------|----------|---|
| | | | | .020 | | | |

Carbon steel wire

| | | | | | | | |
|---|--------|-----|-----|--------|---------------|--------|---|
| 4 | 5/8-11 | 3/4 | 5/8 | 763926 | 10,000–15,000 | 20,000 | 5 |
| 6 | 5/8-11 | 1 | 1/2 | 764008 | 4,500–9,000 | 9,000 | 5 |



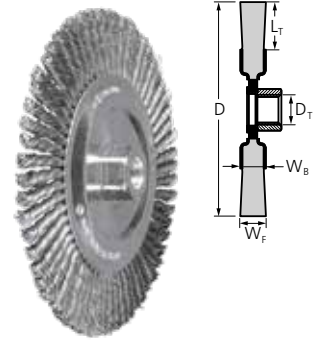
Knot wire, stringer bead twist


Most aggressive brushing action, perfect for heavy-duty brushing in pipeline and container construction.



Advantages:

- Narrow face width enables optimal access to hard-to-reach areas such as root weld seams.



| D [in] | D _T [in] | L _T [in] | W _F [in] | D _F [in] and EDP number | Opt. RPM | Max. RPM |  |
|--------|---------------------|---------------------|---------------------|------------------------------------|----------|----------|---|
| | | | | .020 | | | |

Carbon steel wire

| | | | | | | | |
|-------|--------|-------|-----|--------|---------------|--------|---|
| 4 | 5/8-11 | 3/4 | 1/4 | 763940 | 10,000–15,000 | 20,000 | 5 |
| 6 | 5/8-11 | 1-1/4 | 1/4 | 764015 | 4,500–9,000 | 9,000 | 5 |
| 6-7/8 | 5/8-11 | 1-3/8 | 1/4 | 764039 | 4,500–9,000 | 9,000 | 5 |

Stainless steel wire (INOX)

| | | | | | | | |
|---|--------|-------|-----|--------|---------------|--------|---|
| 4 | 5/8-11 | 3/4 | 1/4 | 763957 | 10,000–15,000 | 20,000 | 5 |
| 6 | 5/8-11 | 1-1/4 | 1/4 | 764022 | 4,500–9,000 | 9,000 | 5 |

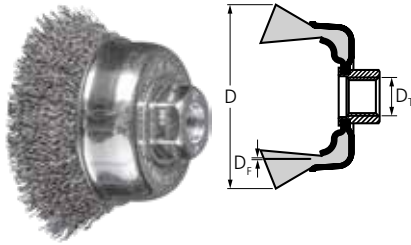


For products specially suited to pipeline construction, see the brochure "PFERD tools for pipeline construction".



Universal Line brushes

Cup brushes




Crimped wire

Ideal for brushing uneven surfaces. Used for light to medium duty brushing action such as removal of light scale, dirt, rust, corrosion and light burrs.



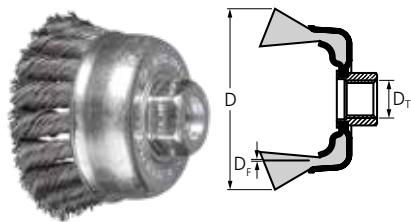
Advantages:

- Highly flexible, enabling optimal adjustment to workpiece contours.
- Designed for use on right angle grinders

| D [in] | D _T [in] | L _T [in] | D _f [in] and EDP number | | Opt. RPM | Max. RPM |  |
|--------|---------------------|---------------------|------------------------------------|------|----------|----------|---|
| | | | .014 | .020 | | | |

Carbon steel wire

| | | | | | | | |
|-------|--------|-----|--------|--------|--------------|--------|---|
| 2-3/4 | 5/8-11 | 7/8 | 763889 | - | 7,000–12,500 | 12,500 | 5 |
| 3-1/2 | 5/8-11 | 7/8 | 764091 | 764107 | 7,000–12,000 | 12,000 | 5 |




Knot wire

This brush features knots that are twisted approximately 75% of the trim length. The loosely-twisted knots cover a larger surface area and are ideal for heavy-duty cleaning and surface conditioning on uneven surfaces. For weld cleaning, weld spatter removal, scale removal, cleaning, deburring, and flash removal.



Advantages:

- Loosely-twisted knots cover a large surface area.
- Good balance between aggressiveness and flexibility.

| D [in] | D _T [in] | L _T [in] | D _f [in] and EDP number | | Opt. RPM | Max. RPM |  |
|--------|---------------------|---------------------|------------------------------------|------|----------|----------|---|
| | | | .014 | .020 | | | |

Carbon steel wire

| | | | | | | | |
|-------|--------|-------|--------|--------|--------------|--------|---|
| 2-3/4 | 5/8-11 | 3/4 | 764237 | 764251 | 7,000–12,500 | 12,500 | 5 |
| 3-1/2 | 5/8-11 | 3/4 | - | 763865 | 5,500–11,000 | 11,000 | 5 |
| 4 | 5/8-11 | 1 | 763896 | - | 4,500–9,000 | 9,000 | 2 |
| 5 | 5/8-11 | 1-1/8 | 763971 | - | 3,500–7,000 | 7,000 | 2 |

Stainless steel wire (INOX)

| | | | | | | | |
|-------|--------|-----|--------|--------|--------------|--------|---|
| 2-3/4 | 5/8-11 | 3/4 | 764244 | 764268 | 7,000–12,500 | 12,500 | 5 |
|-------|--------|-----|--------|--------|--------------|--------|---|


Crimped wire


Ideal for brushing uneven surfaces. Used for light to medium duty brushing action such as removal of light scale, dirt, rust, corrosion and light burrs.



Advantages:

- Highly flexible, enabling optimal adjustment to workpiece contours.
- Designed for use on straight grinders



| D [in] | D _s [in] | L _T [in] | D _f [in] and EDP number | | Opt. RPM | Max. RPM |  |
|------------------------------------|---------------------|---------------------|------------------------------------|--------|---------------|----------|---|
| | | | .014 | .020 | | | |
| Carbon steel wire | | | | | | | |
| 3/4 | 1/4 | 1 | 764411 | - | 10,000–15,000 | 20,000 | 5 |
| 1 | 1/4 | 1 | 764442 | 764459 | 8,000–11,000 | 20,000 | 5 |
| Stainless steel wire (INOX) | | | | | | | |
| 3/4 | 1/4 | 1 | 764435 | - | 10,000–15,000 | 20,000 | 5 |
| 1 | 1/4 | 1 | - | 764466 | 8,000–11,000 | 20,000 | 5 |


Knot wire


These brushes feature tightly twisted knots for low flex, high impact brushing action. Ideal for tough brushing applications. For weld cleaning, weld spatter removal, scale removal, cleaning, deburring, and flash removal.



Advantages:

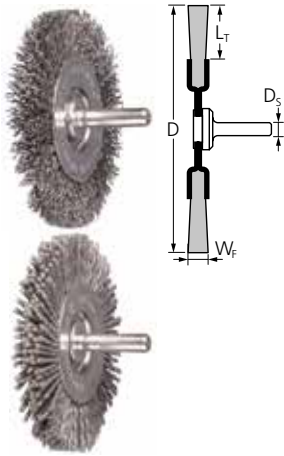
- Tightly-twisted knots result in very aggressive brushing action.
- Easily-controlled flare of knots makes this brush ideal for cleaning pipe and tube internal diameters.



| D [in] | D _s [in] | L _T [in] | D _f [in] and EDP number | | Opt. RPM | Max. RPM |  |
|------------------------------------|---------------------|---------------------|------------------------------------|--------|---------------|----------|---|
| | | | .014 | .020 | | | |
| Carbon steel wire | | | | | | | |
| 3/4 | 1/4 | 1 | 764350 | - | 10,000–15,000 | 20,000 | 5 |
| 1 | 1/4 | 1 | 764398 | 764374 | 8,000–11,000 | 20,000 | 5 |
| Stainless steel wire (INOX) | | | | | | | |
| 3/4 | 1/4 | 1 | 764367 | - | 10,000–15,000 | 20,000 | 5 |
| 1 | 1/4 | 1 | 764404 | 764381 | 8,000–11,000 | 20,000 | 5 |

Universal Line brushes

Stem-mounted brushes




Crimped wheel

Designed for use in confined areas. They are best suited for brushing uneven surfaces and areas inaccessible to wider brushes. Used for light to medium duty brushing action such as removal of light scale, dirt, rust, corrosion and light burrs.




Advantages:

- Highly flexible, enabling optimal adjustment to workpiece contours.

| D [in] | D _s [in] | L _T [in] | D _f [in] and EDP number | Opt. RPM | Max. RPM |  |
|--------|---------------------|---------------------|------------------------------------|----------|----------|---|
| | | | .012 | | | |

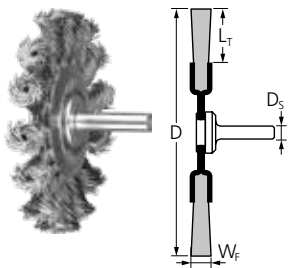
Carbon steel wire

| | | | | | | |
|---|-----|-----|--------|-------------|-------|---|
| 2 | 1/4 | 1/2 | 763872 | 2,000–4,500 | 4,500 | 5 |
| 3 | 1/4 | 3/8 | 764084 | 2,000–4,500 | 4,500 | 5 |

| D [in] | D _A [in] | L _T [in] | D _f [in]/Grit size and EDP number | Opt. RPM | Max. RPM |  |
|--------|---------------------|---------------------|--|----------|----------|--|
| | | | .040/120 | | | |

M-BRAD® nylon abrasive filament, silicon carbide SiC

| | | | | | | |
|---|-----|-----|--------|-------------|-------|---|
| 3 | 1/4 | 3/4 | 763841 | 1,500–4,500 | 4,500 | 5 |
|---|-----|-----|--------|-------------|-------|---|




Knot wheel

This brush features knots that are twisted approximately 75% of the trim length. The loosely-twisted knots cover a larger surface area and are ideal for heavy-duty cleaning and surface conditioning on uneven surfaces. For weld cleaning, weld spatter removal, scale removal, cleaning, deburring, and flash removal.



Advantages:

- Loosely-twisted knots cover a large surface area.
- Good balance between aggressiveness and flexibility.

| D [in] | D _s [in] | L _T [in] | D _f [in] and EDP number | Opt. RPM | Max. RPM |  |
|--------|---------------------|---------------------|------------------------------------|----------|----------|---|
| | | | .012 | | | |

Carbon steel wire

| | | | | | | |
|---|-----|-----|--------|---------------|--------|---|
| 3 | 1/4 | 3/4 | 764275 | 12,000–18,000 | 25,000 | 5 |
| 4 | 1/4 | 7/8 | 763933 | 10,000–15,000 | 20,000 | 5 |

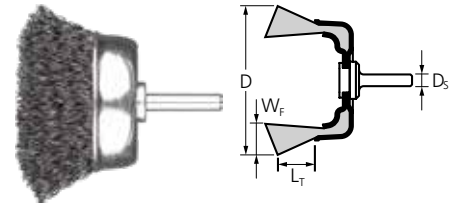
Crimped cup


Ideal for brushing uneven surfaces. Used for light to medium duty brushing action such as removal of light scale, dirt, rust, corrosion and light burrs.



Advantages:


- Highly flexible, enabling optimal adjustment to workpiece contours.



| D [in] | D _s [in] | L _T [in] | D _F [in] and EDP number | Opt. RPM | Max. RPM |  |
|--------|---------------------|---------------------|------------------------------------|----------|----------|---|
| | | | .012 | | | |

Carbon steel wire

| | | | | | | |
|---|-----|-----|--------|--------------|--------|---|
| 2 | 1/4 | 3/4 | 763858 | 6,500–13,000 | 13,000 | 5 |
|---|-----|-----|--------|--------------|--------|---|

| D [in] | D _s [in] | L _T [in] | D _F [in]/Grit size and EDP number | Opt. RPM | Max. RPM |  |
|--------|---------------------|---------------------|--|----------|----------|---|
| | | | .040/120 | | | |

M-BRAD® nylon abrasive filament, silicon carbide SiC

| | | | | | | |
|---|-----|-----|--------|-------------|-------|---|
| 3 | 1/4 | 3/4 | 763834 | 1,500–4,500 | 4,500 | 5 |
|---|-----|-----|--------|-------------|-------|---|

Scratch brushes

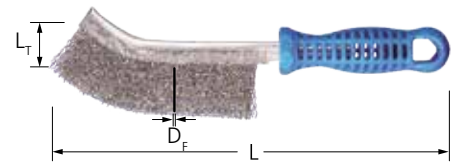
Metal scratch brushes, plastic grip handle


Quality scratch brushes for maintenance applications. For removal of rust, paint, scale, and debris.



Advantages:

- Ergonomic plastic-grip handle for improved comfort.



| Wire rows | L _T [in] | L [in] | D _F [in] and EDP number |  |
|-----------|---------------------|--------|------------------------------------|---|
|-----------|---------------------|--------|------------------------------------|---|

Carbon steel wire

| | | | | |
|---|---|----|--------|----|
| 1 | 5 | 10 | 764077 | 10 |
|---|---|----|--------|----|

Stainless steel wire (INOX)

| | | | | |
|---|---|----|--------|----|
| 1 | 5 | 10 | 764282 | 10 |
|---|---|----|--------|----|

Brass wire

| | | | | |
|---|---|----|--------|----|
| 1 | 5 | 10 | 764060 | 10 |
|---|---|----|--------|----|

Power brush accessories


Drive arbors and adapters


Arbor hole adapters

Various sizes and shapes for reducing arbor hole size of wheel brushes.

Advantages:

- Allows brushes to be adapted to most machines.



| Fits brush arbor hole [Inches] | Brush keyways | Adapter tl.D. [Inches] | Keyways in adapter [Inches] | EDP number |  |
|--------------------------------|---------------|------------------------|-----------------------------|------------|---|
|--------------------------------|---------------|------------------------|-----------------------------|------------|---|

Style C

| | | | | | |
|---|------|-------|------|-------|--------|
| 2 | None | 1/2 | None | 84628 | 1 pair |
| | | 5/8 | None | 84629 | 1 pair |
| | | 3/4 | None | 84630 | 1 pair |
| | | 7/8 | None | 84631 | 1 pair |
| | | 1 | None | 84632 | 1 pair |
| | | 1-1/4 | None | 84633 | 1 pair |
| | | 1-1/2 | None | 84634 | 1 pair |

Style D


| | | | | | |
|-----|------|-----|------|-------|---------|
| 3/8 | None | 1/4 | None | 84600 | 10 pcs. |
| 1/2 | None | 1/4 | None | 84601 | 10 pcs. |
| | | 3/8 | None | 84602 | 10 pcs. |
| 5/8 | None | 1/2 | None | 84603 | 10 pcs. |

Style E

| | | | | | |
|---|------|------------------|------|-------|-------|
| 2 | None | 1, 3/4, 5/8, 1/2 | None | 84615 | 1 pc. |
|---|------|------------------|------|-------|-------|

Style F

| | | | | | |
|-----|------|-----|------|-------|---------|
| 5/8 | None | 1/2 | None | 84636 | 10 pcs. |
| | | 3/8 | None | 84637 | 10 pcs. |
| | | 1/4 | None | 84638 | 10 pcs. |
| 1/2 | None | 3/8 | None | 84639 | 10 pcs. |
| | | 1/4 | None | 84640 | 10 pcs. |
| 3/8 | None | 1/4 | None | 84641 | 10 pcs. |

| Fits brush arbor hole [Inches] | Brush keyways | Adapter tl.D. [Inches] | Keyways in adapter [Inches] | EDP number |  |
|--------------------------------|---------------|------------------------|-----------------------------|------------|--|
| Style H | | | | | |
| 1-1/4 | 1/4 x 1/8 (2) | 3/4 | 3/16 x 1/8 (2) | 84612 | 1 pr. |
| | | 7/8 | 3/16 x 1/8 (2) | 84613 | 1 pr. |
| | | 1 | 3/16 x 1/8 (2) | 84614 | 1 pr. |



| | | | | | |
|----------------|------|-----------------------------------|------|-------|--------|
| Style K | | | | | |
| 2 | None | 1-1/4, 1, 7/8, 3/4, 5/8, 1/2 | None | 84665 | 1 pcs. |
| | | 1-1/4, 20 mm, 18 mm, 14 mm, 12 mm | None | 84666 | 1 pcs. |




Thread adapters

Machined metal components for accurate fit.

Advantages:

- Allows threaded brushes to be adapted to common thread sizes.



| Fits brush thread [UNC] | Fits tool spindle thread [UNC] | EDP number |  |
|-------------------------|--------------------------------|------------|--|
| 5/8-11 | M10x1.25 | 84645P | 5/5 |
| | M10x1.50 | 84646P | 5/5 |
| | 3/8-24 | 84647P | 5/5 |



Subject to technical modifications. 02/2019

Printed in U.S.A.

816 140

PFERD INC.
9201 W. Heather Ave. · Milwaukee, WI 53224
Phone: (262) 255-3200 · Toll-Free: (800) 342-9015
Fax: (262) 255-2840
e-mail: sales@pferdusa.com

PFERD



www.pferd.com

PFERD CANADA INC.
5570 McAdam Road · Mississauga, ONT L4Z1P1
Phone: (905) 501-1555 · Toll-Free: (866) 245-1555
Fax: (905) 501-1554
e-mail: sales@pferdcanada.ca

